

June 2020

Gizmoe



Greetings, SeniorNet Members, from Harvey's Desk



We have all experienced challenges of one sort or another since the arrival of Coronavirus, and Learning Centres have reported the difficulties they have had to deal with, especially as a result of lost income. The way ahead may be easier for some, whereas others face an array of difficult decisions. A few may well be reconsidering their future.

However, we have been heartened by the innovative approaches many Learning Centres have adopted in their desire to maintain regular contact with members, and to provide online learning opportunities. In the meantime, questions are being asked about what SeniorNet will look like in the 'new normal'. A concerned member considers

that we should be asking two key questions: *What technology do seniors need for a fulfilling life? and... What assistance will they need to make appropriate use of it?*

Unfortunately, the Annual General Meeting and Symposium that were to have been held in Dunedin in May, were cancelled, early casualties of the pandemic lockdown. Naturally, the people in Dunedin were extremely disappointed. I can now confirm that we are now underway with a new date of 20 August, on-line, and are sending you the formal notification at the end of this month.

The Executive Committee has held regular online (Zoom) meetings throughout April and May, and while we hope that the face-to-face meeting in Wellington, in early December may still go ahead, a regular schedule of online meetings will continue.

I would encourage all centres to continue keeping the lines of communication open. As Heather wrote in an earlier message, ‘Our role in the community is far too important for us to lose anyone, especially our valued volunteers.’

Harvey Porteous

Chairperson
SeniorNet Federation



From Heather's Desk

As the lockdown restrictions are reducing, many of you will be excited to return to some semblance of normal. What does normal mean? Time and time again I am reminded by you that the social nature of your face to face meetings are so very important. For that reason I am sure you will wish to return to face to face meetings now we are at stage one. As Harvey suggests in this editorial above the new normal will see us reconsidering “what technology do seniors need for a fulfilling life and what assistance can we provide to make appropriate use of it.

With these questions in mind, I am heartened by the amount of communication our Federation office has received in the last two months. So many people have asked about you and the Learning Centres and how you are faring during the lockdown. I've had meetings with both the Minister for Seniors and the opposition spokesperson on cyber issues and communications, Melissa Lee. Our sponsors are keeping in touch and offering practical support and our collaborations with other organisations in the technology space are growing.

Now that we appear to have the health crisis under control I feel a sense of great excitement about our future. Learning Centres are revitalising themselves. New courses are underway. New people and new marketing opportunities are opening up.

If we at the Federation office can help with any of your issues, please let us know as soon as possible.

Regards Heather

Executive Officer

What's happening in the world of Mac?

Regional Representative Janet Court is a passionate Mac user has provided us with a run down on activities and collaborations. Janet is based in Auckland and was co-opted to be the Regional Rep for Auckland in 2019.

“It has certainly been one of the most significant moments in time that we have ever experienced and I’m sure you will agree, quite life changing.

While it has been very difficult, it has been a time of reflection and I think some good will certainly come out of the challenges that all Learning Centres have faced. We are so lucky we are living in this digital age when you can keep in contact with friends and family, through a variety of apps on our devices.

Mac SeniorNet (Auckland) had their monthly speakers planned for 2020. Some were security against scams & fraud and Voice Assisted Technology but hopefully we will be able to reschedule them for next year.

We are also very fortunate to have Len Cooper, one of our tutors and a member of our Learning Centre as well as a member of SeniorNet Bayswater, making sure we continued to increase our technical knowledge and at the same time enter into the new age of meetings and learning sessions through Zoom. Something that not many of our members had even heard of before but with a little assistance they were up and running, ready to login, twice a week, to Len’s meetings. These sessions were combined with Bayswater and it was a great opportunity to meet some of their members and to work alongside them.

The feedback we have had from everyone, is that they would like to see these continue, along with any hands on workshops we may run throughout the year, plus our monthly meetings.

At this stage Mac Senior Net (Auckland) are in the process of restarting. We will look forward to welcoming everyone back.”

SNAP Survey

Thank you to those of you who have responded to the SNAP survey. SNAP is the SeniorNet Administration Programme that we use to identify the types of courses the Learning Centres are providing and to provide data for funders and other interested parties. Thanks to Bream Bay, who introduced a remit about the use of SNAP codes at last year’s AGM, the Federation is gathering information about its relevance to Learning Centres and the Federation in 2020 and beyond.

Online Banking Update – courses from Westpac

Our friends at Westpac have been working hard over the lockdown to help people to access their bank accounts online. It’s a hard task if people are lacking in confidence, fearful of scams and rip offs and nervous about loss of control of their finances. Santana Maihi, Westpac’s Programme Manager for Financial Wellbeing is running regular workshops on the

basic functionalities. She suggests that if you would like to add her webinars to your programme – here is the information about where to find them.

Still unsure of how to use Westpac One Online banking? We're running a half hour webinar that will take you through the basic functionalities, like making a one-off payment, setting up automatic payments, transferring money to an overseas account and updating your personal information.

With all that has recently happened there is a need to support kiwis who are learning how to bank digitally from the comfort of their own home.

If you're interested in registering for this webinar please visit the events section of our Westpac NZ Facebook page or our Westpac New Zealand website - you'll be surprised to see just how many things you can do, and it's all much easier than you think.

Pioneering a new way to live, for a new retirement generation.



Our sponsor's Ryman Health Care have been promoting a new way of looking at retirement Living. Their latest campaign features Priscilla Lowry, enjoying life.

Ryman Healthcare has been pioneering retirement living for 35 years. Each of our villages is named after a trailblazer: Sir Edmund Hillary, Possum Bourne, Rita Angus. We always have, and always will, challenge the status quo and adapt to better serve our residents.

There is a new generation of New Zealander, seeking a new way to live in retirement. They are living their lives with passion and purpose, striving to push further, to create better, to go beyond the ordinary. They are living the 'lock and leave' lifestyle, they are travelling the world, they are rediscovering passions and pastimes that were lost when responsibilities took over.

That trailblazing spirit can be felt in every Ryman experience. From our award-winning [myRyman Care app](#) and innovative Delicious menu to our industry-leading deferred management fees, fixed weekly costs, and care that you can dial up when you need it.

We're pioneering a new way of living for a new retirement generation – who are pioneering what it means to live life to the full.

For more information visit rymanhealthcare.co.nz

Market Competition or Membership Opportunity?

Many of you are asking questions about the Digital Inclusion Alliance Aotearoa (DIAA) which received government funding for digital literacy programmes. Many of you are concerned about duplication and competition. At the Federation Office we are maintaining a good relationship with the DIAA and we have had talks about our target markets and how we

can collaborate. DIAA offers an internet service for families who have no internet connection, a Digital Banking for Seniors programme offered through their mobile learning centre and through libraries as well as offering short technology training programmes. We have the opportunity to welcome the graduates of their programmes to become members of SeniorNet. I suggest that when the courses come to your local library you might provide flyers for the attendees and seek the opportunity to speak about the membership benefits of SeniorNet.

Your Security and Being Confident online

Malware; Ransomware; Phishing; Botnets are words that you never want to hear when talking about your online security. Cyber security is becoming more and more of an issue and the number of products, apps and insurance policies are growing. What is also growing is the number of ways that you can be scammed. But with some care and attention you can protect yourself.

CERTNZ is preparing a new security workshop specifically designed for SeniorNet members. This will be offered from July so let Heather@seniornet.co.nz know if you are interested in joining a webinar.

Westpac are also helping us to ensure our members are confident to conduct their banking online. Now that people have a taste for what life might be like without cheques and branches, there may be renewed interest in banking online.

Contact Details for Your Regional Co-ordinators

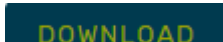
Harvey Porteous Chair and Central North Island Rep	snetcnirep@gmail.com
Pat Van Der Maas Treasurer and Waikato, Bay of Plenty Rep	snetwboprep@gmail.co.nz
Marilyn Goodwin Resources Team leader and Northland Rep	snetnorthlandrep@gmail.com
Janet Court Auckland Rep	snetaklrep@gmail.com
Rex Fowler Lower North Island Rep	rwg_bgfowler@xtra.co.nz
Brian Cameron Top of South Rep	seniornet.topsouth@gmail.com
Ross Taylor Canterbury Rep	seniornetcantrep@outlook.com
Jean Roulston Otago, Southland Rep	sentotasouth@xtra.co.nz
Heather Newell EO Federation	heather@seniornet.co.nz

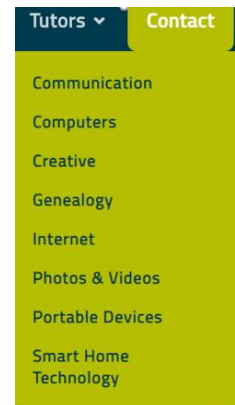
News from the SeniorNet Federation Resources Team

A team has been busy setting up useful tutoring resources on the Federation website. These are provided to the team from SeniorNet tutors around the country and are available for other tutors to access for their own SeniorNet Learning Centre.

We have done some tidying up of the seniornet.co.nz website, especially around the Resources pages.

There are some resources, though, that are available for anyone to access. All of them are well worth checking out. Here's how:

- Open your browser, be it Google Chrome, Microsoft Edge, Mozilla Firefox, Safari etc. and type in seniornet.co.nz.
- Open the Home page - [Home | SeniorNet - Learning Centres For Older Adult](#)
- Hover over **Tutors** and a drop-down list of the available categories will show.
- Select a category and check out what is available.
- Hover your mouse over the title of any course that is of interest, and a box will appear with some details of what the course is about.
- If you are asked to **Please login to download** you will need to contact your Learning Centre and ask them about it – only they have the login details, and they may be able to provide tuition.
- If however it says  you can access it yourself immediately.



To do this:

- Click on **DOWNLOAD** and the file will be downloaded to your computer. You will see it appear down in the bottom left corner of your screen. Wait until it has finished downloading, then click on it to open it.
- Save it to the relevant folder (your choice) on your computer. It will also be saved automatically to *Downloads* at the time that you downloaded it. Check that out if you need to by going to *File Explorer > Downloads*.

There are some good **Tutorials** on the website that are available for all to download, which consist of a YouTube video and accompanying notes. Well worth the time to look up.

Don't have two monitors – try this useful trick supplied by the Resources Team!

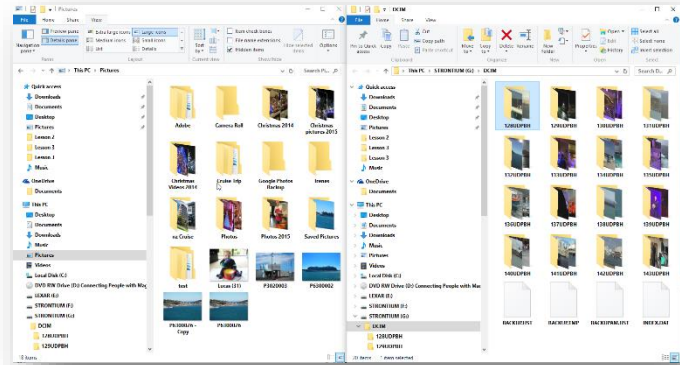
Windows 10 – Desktop Snap

Using *Desktop Snap* allows you to have two windows open side by side at the same time.

It is a great way to download and organise your Photos, as well as other files and folders.

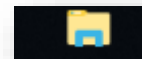
You will need two copies of *File Explorer* open at the same time.

By snapping them side by side you can *Copy* and *Paste* from one to the other.




To open the first copy of *File Explorer*:

- Click on the *File Explorer* icon on the *Task Bar*



There are 4 different ways to open a second copy of *File Explorer*.

- 1 Hold down the *Shift* key and again click on the *File Explorer* icon in the task bar. This opens up a second instance of *File Explorer*.
- 2 Hover over the *File Explorer* icon and click down on the centre wheel of the mouse and another version will open.
- 3 Press the **Windows Key** and the **E** key at the same time. Each press will open up another copy of *File Explorer*.
- 4 Click on the start menu and click on the *File Explorer* icon.

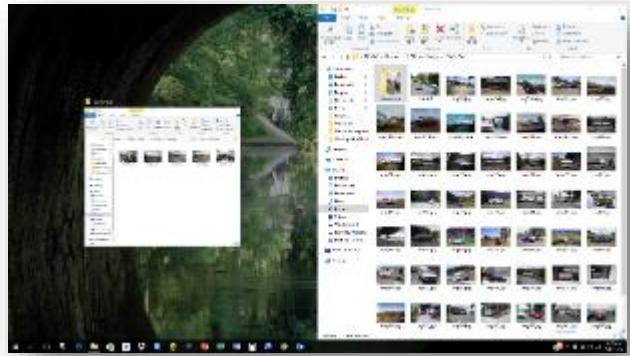


Snapping Windows

Use *Desktop Snap* to get these two windows side by side on your screen:

1. Hold the left mouse button down in the *Title Bar* (which is the narrow strip across the top) of one of the *Windows*.
2. Drag it off the edge of your screen to one side (aim for the middle of the side of the screen).
3. When you have moved it far enough you will see a transparent frame appear, covering half of the screen.


4. Let go of the mouse button and the window will snap to exactly half of the screen width.
5. Windows 10 will then show you a preview of the folder that is open on the other half of the screen.
6. Click on this preview window to open it – Windows 10 will immediately snap this window to the opposite side of the screen.



A partially 'snapped' screen

Keyboard Tip

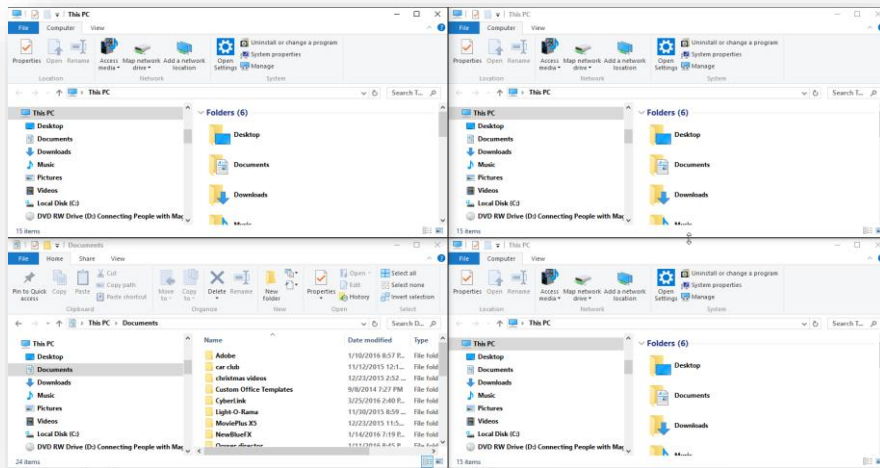
To snap an active window to the side of the desktop using the keyboard, press either:

Windows logo key  + Left Arrow

or

Windows logo key  + Right Arrow.

You can also Snap windows into quadrants, so you can have 4 different applications open at the same time. Drag each instance to different corners of the screen.



File Explorer Snapped into quadrants

Keyboard Tip

Windows  + Up and Windows  + Down arrow keys will snap it to the top and bottom of the screen.